

KA08B001C0 TECHNICAL DATA SHEET


COVER IMAGE ONLY FOR REFERENCE

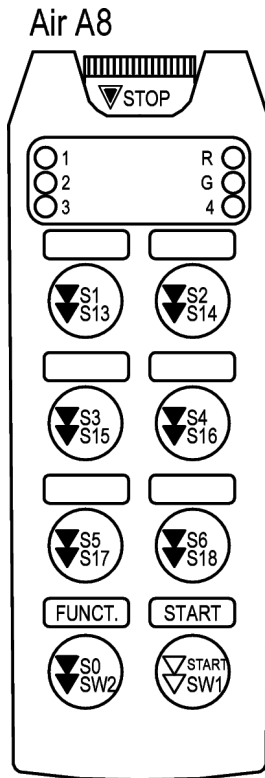
TECHNICAL DATA | DATI TECNICI

| | |
|-----------------------------|---------------------|
| Frequency | 433.050-434.790 MHz |
| System description | A8B |
| Receiving unit (RA08B001C0) | ACRS13-L small AC |
| Battery type | Li-ion Battery |
| Charger | AC European plug |

FACTORY DEFAULT SETTINGS | IMPOSTAZIONI DI FABBRICA

| | |
|------------|---------|
| RF Power | Normal |
| Radio mode | Auto |
| Bank group | Group 0 |

TRANSMITTER TA08B001C0



▽ COMMAND
▽ STOP
▽ COMMAND + SAFETY

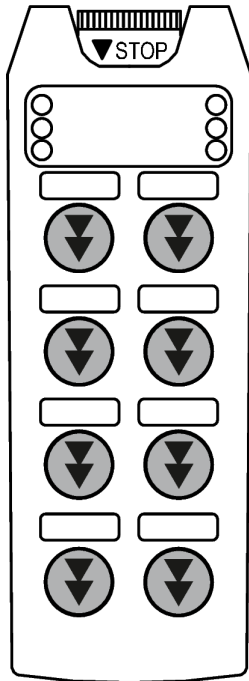
DIGITAL COMMANDS | COMANDI DIGITALI (*)

S0 S1 S2 S3 S4 S5 S6 S7 S8 S9 S10 S11 S12 S13 S14 S15

ANALOGIC COMMANDS | COMANDI ANALOGICI (*)

A1 A2 A3 A4 A5 A6

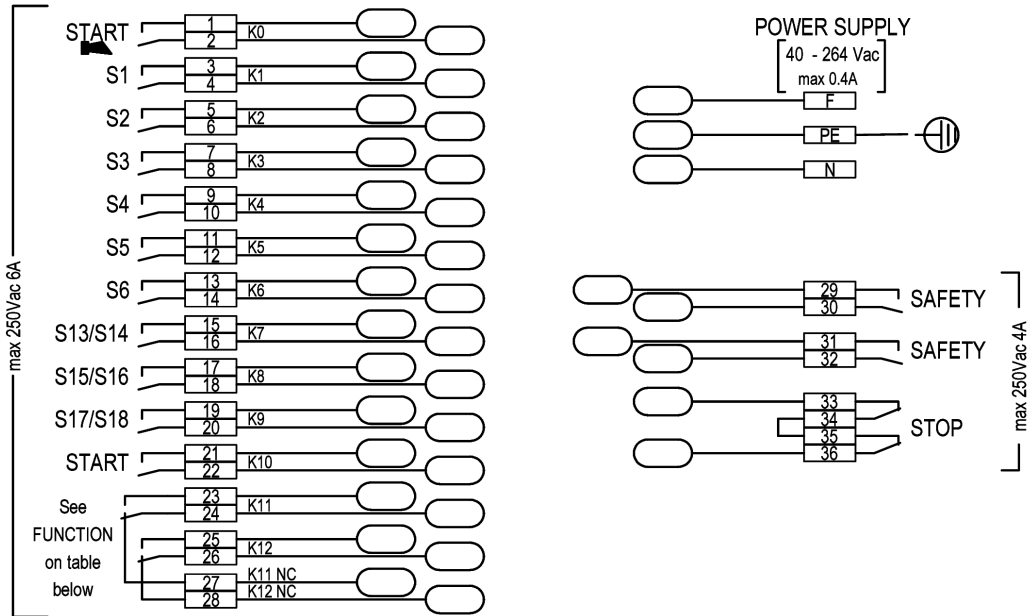
(*) If activated they don't allow to start-up the Radio Remote Control
 Il Radiocomando non si accende se sono attivi

TRANSMITTER TA08B001C0

TECHNICAL DATA | DATI TECNICI

| | |
|---------------------|----------------------------|
| STOP pushbutton | Pushbutton red |
| Harness/Belt option | Heavy Duty cover with belt |

FACTORY DEFAULT SETTINGS | IMPOSTAZIONI DI FABBRICA

| | |
|--------------|----------|
| Switch-OFF | 5 min. |
| PIN start up | Disabled |
| PIN code 1 | START |
| PIN code 2 | S0 |
| PIN code 3 | START |

RECEIVER RA08B001C0
AirLB12AC


RECEIVER RA08B001C0**TECHNICAL DATA | DATI TECNICI**

| | |
|--------------------------------|----------------------------|
| Unit's power supply | 45-230Vac |
| Rated current of STP/STOP/SO | 4A (250Vac) |
| Rated current of Safety output | 4A (250Vac) |
| Performance of stop functions | up to PL d, cat. 3 / SIL 2 |
| Receiver's antenna | Internal antenna |
| Unit's connection | Cable gland |

FACTORY DEFAULT SETTINGS | IMPOSTAZIONI DI FABBRICA

| | |
|-------------------|------------------------------------|
| S0 (Function) | K11=Enabled, K12 S0 momentary (P1) |
| Passive stop time | 500ms |

PROGRAMMING FILES | FILE DI PROGRAMMAZIONE

| | |
|---------------------------|---------|
| Ladder configuration file | LD00002 |
|---------------------------|---------|

INSTALLER DECLARATION | DICHIARAZIONE DELL'INSTALLATORE

ITALIANO _____ ENGLISH _____ DEUTSCH _____ FRANÇAIS _____ ESPAÑOL _____

**MACCHINA DOVE
VIENE INSTALLATO
IL RADIOCOMANDO**
**TYPE OF MACHINERY WHERE
THE RADIO REMOTE CONTROL
IS INSTALLED**
**MASCHINE WO DIE
FUNKFERNSTEUERUNG
INSTALLIERT WIRD**
**MACHINE OU LA
RADIOCOMMANDE
EST MONTEE**
**MÁQUINA EN LA CUAL SE
INSTALA EL RADIOMANDO**

(Tipo - Type - Typ - Type - Tipo)

(Modello - Model - Ausführung - Modéle - Modelo)

(Versione - Version - Version - Version - Versión)

(Matricola Nr. - Serial No. - Seriennummer - N. de série - N. de serie)

**CAVO MULTIPLO DI
COLLEGAMENTO**
**MULTIPLE
CONNECTION CABLE**
**MEHRPOLIGES
VERBINDUNGSKABEL**
**CÂBLE MULTIPLE DE
CONNEXION**
**CABLE MÚLTIPLE DE
CONEXIÓN**

(Lunghezza - Length - Länge - Longueur - Longitud)

(Conduttori n. - Conductors nr. - Zuleitung - N. conducteurs - Conductores nº)

(Sezione - Section - ø Einzelkabel - Section - Sección)

(Tipo di spina - Type of plug - Steckertyp - Type de fiche - Tipo de clavija)

(Corrente massima - Max. current - Max. Strom - Courant maximum - Corriente máxima)

**DICHIARAZIONE
DI INSTALLAZIONE**

La Ditta _____ dichiara che l'installazione del radiocomando AUTEK e il suo collegamento alla macchina sopra descritta, sono stati eseguiti in conformità alle norme vigenti, e sono corrispondenti alle specifiche tecniche e alle condizioni di funzionamento del radiocomando riportate all'interno della presente scheda tecnica. Dichiara altresì di aver verificato e testato il corretto funzionamento del sistema del radiocomando AUTEK, e, in particolare, del dispositivo di arresto.

**INSTALLER
DECLARATION**

The undersigned Company _____ declares that the installation of the AUTEK remote control and its connection to the above-described machine have been carried out in accordance with the applicable regulations and with the technical specifications and operating conditions of the radio remote control contained in this data sheet. The undersigned Company also states that it has verified and tested the proper operation of the AUTEK remote control system, and in particular the stop device.

**INSTALLATIONS-
ERKLÄRUNG**

Die Firma _____ bestätigt, dass die Installation der AUTEK Funkfernsteuerung und die Verdrahtung der oben genannten Maschine, in Übereinstimmung mit den betreffenden Normen, den technischen Spezifikationen und den Betriebsbedingungen, welche in diesem Datenblatt genannt sind, ausgeführt wurden. Sie bestätigt außerdem, dass die korrekte Funktion der AUTEK Funkfernsteuerung überprüft und getestet wurde, insbesondere die Stopp-Funktion.

**ATTESTATION
D'INSTALLATION**

L'entreprise _____ déclare que les spécifications techniques et les conditions de fonctionnement du radiocommande Autec, décrites dans fiche technique, elles sont conformes aux résultats de l'analyse et évaluation des risques que nous avons préventivement effectuée sûr la machine sûr laquelle la radiocommande sera installée et ça même tous c'est que nécessaire pour son propre et sûre fonctionnement.

**DECLARACIÓN DE
INSTALACIÓN**

La empresa _____ declara que la instalación del radio comando Autec y su conexión a la máquina indicada arriba, están acorde a la normativa vigente, y se corresponden a la ficha técnica y a las condiciones de funcionamiento del radio control reportadas en el interior de la presente ficha técnica. Declara también haber verificado y comprobado el correcto funcionamiento del sistema del radio comando Autec, y, en particular, el dispositivo de paro.

(Data di installazione)
(Installation date)
(Datum der Installation)
(Date d'installation)
(Fecha de instalación)

(Timbro Installatore)
(Installer's stamp)
(Stempel des Installateurs)
(Cachet de l'installateur)
(Timbre del instalador)

(Firma dell'installatore)
(Installer's signature)
(Unterschrift des Installateurs)
(Signature de l'installateur)
(Firma del instalador)

